



INDIANHILLS
COMMUNITY COLLEGE

Life. Changing.



2025-2026

STUDENT HANDBOOK

HIGH SCHOOL PROGRAMS

TABLE OF CONTENTS

2025-2026 ACADEMIC CALENDAR	2-3
A MESSAGE FROM THE PRESIDENT	4
ACCREDITATION	4
INTRODUCTION	
College Course Expectations	5
Student Eligibility	5
Policies and Procedures	5
IHCC Student Services	5
Registration	5
Student Accounts	5
Drop/Add Period	5
Withdrawal	5
First Time Students - Create an Account	6
Student Guide - Course Registration	7
Indian Hills Alert	8
Weather & Driving Conditions	8
Technical Support	8
Course Prerequisites	8
Evaluation and Assessment	8
ACADEMIC POLICIES	
Appropriate Communication	8
Attendance	8
Absences	8
Cell Phones	8
Grades	8
Grading System	8
Appeal of Final Grade	9
Plagiarism, Generative AI, and Cheating	9
Disciplinary Actions	9
IHCC System Acceptable Use	10
Non-Discrimination Statement	10
CAMPUS SERVICES	
Campus Store	10
Food Services	10
Grievances and Appeals Procedures	10
Credit Exchange	10
ID's	10
Services for Students with Disabilities and Individualized Education Plans (IEPS)	11
Testing	11
Library	11
Study Tips for Academic Success	11
After Graduation from High School	13
Benefits as an IHCC Student	13
Student Clubs and Organizations	13
ACADEMIC RECORD	
Scholarship Opportunity	13
Transfer	14
Reverse Transfer	14
Graduation Requirements	14
Ordering Transcripts	14
Book Distribution	14
eBooks	15
Book Return	15
APPENDIX	
College Transfer: Questions and Answers	16-17
Contact Information	17
Campus Maps	18-20

2025-2026

ACADEMIC CALENDAR

FALL TERM - 2025

April 22	Registration Opens
July 17	First Day to Charge Books for 25/FA
August 1	25/FA Payment Due or Enrollment in Payment Plan
August 24	Move in Day
August 25	Fall Term Begins - Day, Evening and Online Classes Begin
September 1	Labor Day Holiday - College Closed
September 2	Classes Resume
	Last Day to Add 25/FA Classes
September 8	Last Day to Drop 25/FA Classes
	Last Day to Charge Books for 25/FA
September 10	Last Day to Return Books for 25/FA
October 2	Midterm
	Staff Workshop - No Morning or Afternoon Classes
	Evening Classes Will Meet
October 13	Last Day for Credit Exchange
	Registration for 25/WI Opens
	First Day to Charge Books for 25/WI
October 29	Last Day to Withdraw for 25/FA Term
November 12	Fall Term Ends

WINTER TERM - 2025

November 1	25/WI Payment Due or Enrollment in Payment Plan
November 13	Winter Term Begins - Evening & Online Classes Begin
November 17	Day Classes Begin
November 20	Last Day to Add 25/WI Classes
November 26	Last Day to Drop 25/WI Classes
	Last Day to Charge Books for 25/WI
	Thanksgiving Holiday - College Closes at 12:00 p.m.
November 27	Thanksgiving Holiday - College Closed
December 1	Classes Resume
December 2	Last Day to Return Books for 25/WI
Dec 22-Jan 1	Winter Break - College Closed
January 5	Classes Resume
January 7	Midterm
January 13	Registration for 26/SP Opens
	First Day to Charge Books for 26/SP
January 14	Last Day for Credit Exchange
February 3	Last Day to Withdraw for 25/WI
February 17	Winter Term Ends

2025-2026

ACADEMIC CALENDAR

SPRING TERM – 2026

February 1	26/SP Payment Due or Enrollment in Payment Plan
February 18	Spring Term Begins – Evening & Online Classes Begin
February 19	Day Classes Begin
February 25	Last Day to Add 26/SP Classes
March 3	Last Day to Drop 26/SP Classes
	Last Day to Charge Books to for 26/SP
March 5	Last Day to Return Books for 26/SP
March 30	Midterm
April 2	Staff Workshop – No Afternoon Classes
	Morning & Evening Classes Will Meet
April 6-9	Spring Break – No Classes
April 13	Classes Resume
	Registration for 26/SU & 26/FA Opens
	First Day to Charge Books for 26/SU
April 14	Last Day for Credit Exchange
April 30	Last Day to Withdraw for 26/SP
May 13	Spring Term Graduation – Centerville
May 14	Spring Term Ends
	Spring Term Graduation – Ottumwa
May 18-21	Early Summer Break – No Classes
May 25	Memorial Day Holiday – College Closed

SUMMER TERM – 2026 (1ST SESSION: 5/26-7/2, 2ND SESSION: 7/7-8/13)

May 1	26/SU Payment Due or Enrollment in Payment Plan
May 26	Full Summer Term & First Summer Session Begins
	Evening & Online Classes Begin
May 27	Day Classes Begin
May 28	Last Day to Add First Summer Session Classes
June 1	Last Day to Drop First Summer Session Classes
June 2	Last Day to Add Full Summer Term Classes
June 8	Last Day to Drop Full Summer Term Classes
	Last Day to Charge Books for Full Summer Term & First Summer Session
June 10	Last Day to Return Books for Full Summer Term & First Summer Session
June 25	Last Day to Withdraw First Summer Session Classes
June 30	First Day to Charge Books for Second Summer Session
July 2	Midterm
	Last Day First Summer Session
July 6	Independence Day (Observed) – College Closed
July 7	Classes Resume for Full Summer Term
	Second Summer Session Begins – Day, Evening & Online Classes Begin
July 9	Last Day to Charge Books for Second Summer Session
	Last Day to Return Books for Second Summer Session
	Last Day to Add Second Summer Session Classes
July 13	Last Day to Drop Second Summer Session Classes
July 30	Last Day to Withdraw Full Summer Session Classes
August 6	Last Day to Withdraw Second Summer Session Classes
August 13	Full Summer Term & Second Summer Session Ends
August 17-27	Late Summer Break – No Classes



A MESSAGE FROM THE PRESIDENT

Welcome to Indian Hills Community College! We are excited to promote student success, engage our communities, and foster economic vitality while transforming our students and our region through education and empowerment. At Indian Hills Community College, our mission is to change lives by "inspiring learning, diversity, social enrichment, and regional economic advancement." Indian Hills Community College has a long-standing relationship with the 10 Counties served by the College – meeting both the education and training needs within our region.

We appreciate the partnerships we have with area school districts to enroll students through concurrent enrollment and career academies providing students and families with a tremendous start to their post-secondary education, while saving families over \$5.3 million per year. The work we complete with business and industry training impacts the growth of area businesses and provides quality employment within our region. We are proud to positively impact students, families, and the communities served across our 10-County Region while contributing over \$235 million back into our regional economy each year. Students who start at Indian Hills have the opportunity to enroll in more than 100 degree, diploma or certificate options that lead to jobs in high-paying in-demand fields or prepare students to transfer to a four-year college or university.

With over 86% of Indian Hills graduates remaining in our 10-County Region working in healthcare, advanced manufacturing, information technology, and transportation careers, we help fuel the local economy. With performing and visual arts programming and nationally recognized inter-collegiate athletics, our students and communities enjoy social enrichment opportunities that are second to none. We are thankful to have high quality programs with great faculty and staff members who truly care about the success of our students. As the fifth president of Indian Hills, I am honored to lead and serve at Indian Hills Community College. I look forward to meeting you on one of our three college campuses or within one of our communities in southern Iowa.

Matt Thompson, Ph.D. President

ACCREDITATION

Indian Hills Community College is a public postsecondary institution accredited by the Higher Learning Commission of the North Central Association (NCA), 230 South LaSalle St. Suite 7-500, Chicago, IL 60602-2504, (800) 621-7440, www.higherlearningcommission.org. IHCC is also accredited by the Iowa Department of Education, Grimes State Office Building, Des Moines, IA 50319-0146, (515) 281-8260. IHCC programs are approved by the Division of Veterans and Military Education, Iowa Department of Education, for veterans education benefits through the U.S. Department of Veterans Affairs.

In addition, the high school concurrent enrollment program is accredited by the National Alliance of Concurrent Enrollment Partnerships (NACEP). The National Alliance of Concurrent Enrollment Partnerships can be contacted at (919) 593-5205, or at PO Box 578, Chapel Hill, NC 27514. www.nacep.org.

INTRODUCTION

College Courses Expectations

Indian Hills Community College wants a student's first experience with us to be a positive one, so we encourage students, parents, and school administrators to consider the student's ability to benefit. This encompasses not only a student's academic aptitude and preparation, but also their attitude and commitment. In addition to meeting the academic requirements for taking a college class, the student should also be highly motivated. Expectations of these courses are in NO way altered because of the student's high school status. College classes expect a prepared audience and college-level skills.

Student Eligibility

Students must follow eligibility requirements outlined in Iowa Code under Senior Year Plus, including:

- Students must meet proficiency requirements as evidenced by standardized tests or alternative measure of proficiency as approved the local district's Board of Education.
- Students must meet all pre-requisite requirements, including placement test scores and/or course pre-requisites, as outlined in the IHCC Course Catalog.

Policies and Procedures

High school students taking IHCC classes are subject to the same policies and procedures as traditional college aged IHCC students. Therefore students need to be familiar with the Indian Hills Community College Handbook, which can be found on the Indian Hills website (www.indianhills.edu). Policies on absences, plagiarism, tobacco use, and several other significant policies can be found in this handbook. Failure to be aware of a policy does not exempt the student from that policy.

IHCC Student Services

Registration

The online registration process gives students an opportunity to view available classes and complete the preferred course selection through Dual Enroll.

Important information for you:

1. If you have never taken a college class with IHCC, you will need to first create an account and then complete the application online through Dual Enroll. **Follow directions on page 6.**
2. Registration will be done online in coordination with your High School Counselor. Once classes are decided, you will log into Dual Enroll to complete your pre-registration. **Follow the directions on page 7.**

If you are in a Career Academy, you will register for your classes in the same manner online. If you need assistance, please feel free to contact the High School Programs office at 641-683-5125.

Please be aware that certain classes may fill up quickly. It is important to register for the classes you want, as soon as possible.

Student Accounts

Once you have registered for classes, you will need to access your student accounts; WIN, email, and MyHills. Tutorials on how to access these accounts can be found at the following link:

<https://www.indianhills.edu/academics/highschool/docs/Student-Portals-Tutorials.pdf>

Drop/Add Period

Students are able to ADD classes within the first five instructional days of the term.

Students are able to DROP classes within the first 8 instructional days of the term.

If you wish to ADD or DROP, please contact your high school counselor to start these processes.

Withdrawal

If you wish to WITHDRAW, you will need to talk with your high school counselor to start this process.

Withdrawing from a class will not affect your Grade Point Average (GPA); however, a "W" will appear on your permanent college transcript. Please note that excessive course withdrawals may negatively impact your eligibility for acceptance into future academic programs or colleges after graduation.

After the 8th day of the term, students may withdraw from classes. However, if the student attends a high school program or if a parent is covering the tuition, there will be no refund issued upon withdrawal.

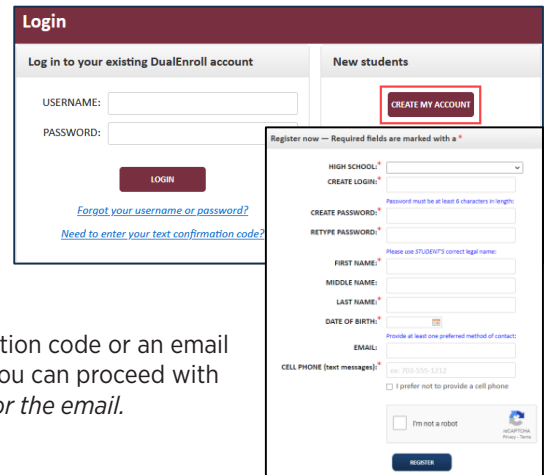
FIRST TIME STUDENTS - CREATE AN ACCOUNT

Indian Hills provides a convenient online registration process using DualEnroll.com. Here's how to register for your Indian Hill course(s).



You can register by computer, tablet, or smart phone by going to <https://indianhills.dualenroll.com> and clicking on **CREATE MY ACCOUNT**.

Complete the **New Student Registration** form to create your account. Provide all information including a login name and password. All fields marked with a red asterisk (*) are required. You must provide either an email account or cell phone number to create the account. If a cell phone is used, standard text message rates apply.



Once you click **REGISTER**, you'll receive either a text message with an activation code or an email with a link to confirm your account. You must confirm your account before you can proceed with the registration. *If using email, be sure to check your junk and spam folders for the email.*

Indian Hills has six application steps. Completed steps are listed in green under **Application Steps**, and the current step is shown in orange. Complete all required fields which are marked with an asterisk and click the **update** button after completing a step.

Step 1: Student Address

Provide student address and other basic information.

Step 2: Student Demographics

Step 3: Terms and Conditions

Accept Indian Hills terms and conditions.

Step 4: FERPA Consent

Step 5: Parent Information

Enter parent contact preference and information. **PARENT CONTACT information cannot be the same as the student contact information.**

Step 6: High School

Enter your HS ID number, grade, year of graduation, counselor, and GPA. If you are a homeschooled student, this step will ask you for an approver and their email address.

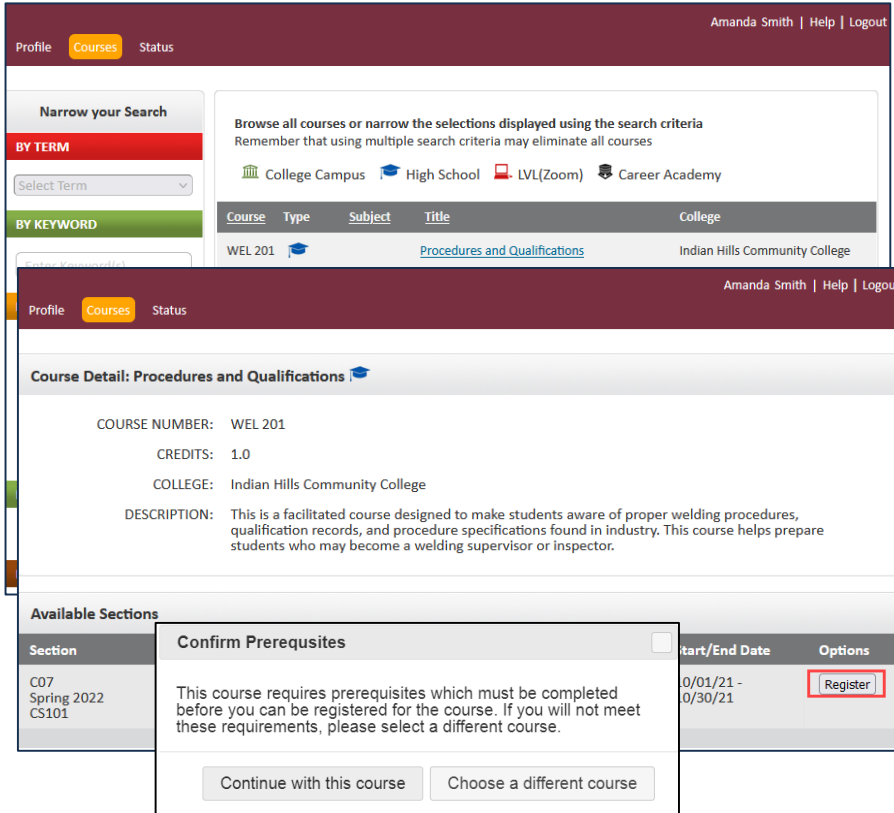
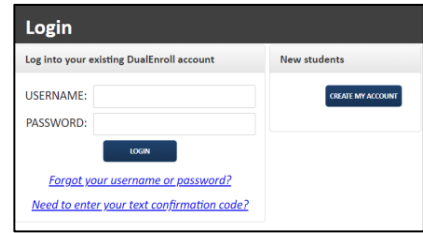
You can always go back and edit any of the steps by clicking on your profile tab at the top of the screen.

Your account is now ready for use, and you can begin registering for courses.

STUDENT GUIDE - COURSE REGISTRATION



If you've forgotten your username or password, we have you covered. You can retrieve your username and/or reset your password using the link on the login screen. You can also enter a Help Desk ticket by clicking the Help Desk button in the upper right corner of the screen.



Register for Course(s):

Once you are logged into your account, click on the **Courses** tab to review the list of available courses.

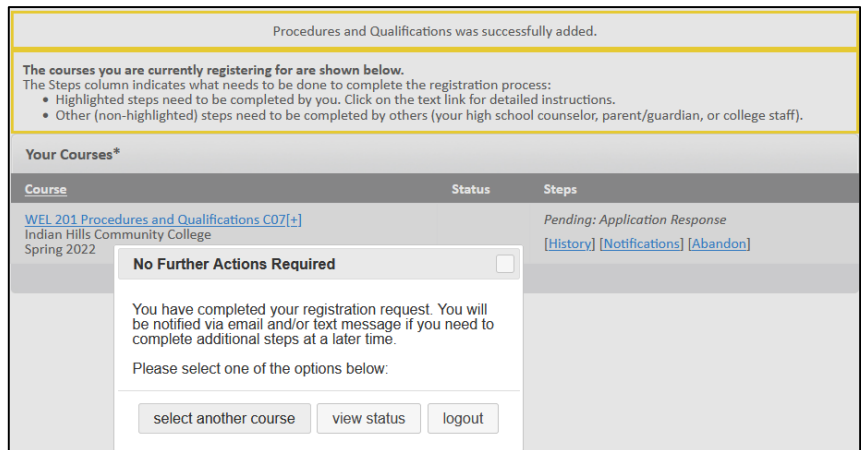
The course finder shows you which Indian Hills courses are being offered for your school. Use any of the filtering options on the left to narrow down your search. Click on the course name to see the detailed class description and available sections.

When you've made your decision on a course and section, click the **REGISTER** button to start the registration process. If the course you have selected has prerequisites, you will be prompted to continue with the registration if the prerequisites are met or to choose a different course.

Your part of the registration is done for now. You may choose to: **select another course**, **view registration status**, or **logout**. You will receive an email letting you know when your registration is complete or if more information is needed from you.

If your parents are having a problem with the consent, you can click on **Resend** or **Change** contact under the Steps column, update the parent contact information, and/or resend the consent link to your parents.

Enjoy your class!



Indian Hills Alert

Indian Hills Alert is the emergency notification system of IHCC. Indian Hills Alert allows the college to communicate timely emergency information quickly to students, faculty, staff and interested members of the community. <https://www.indianhills.edu/about/alert.php>

Weather & Driving Conditions

We want the students to be safe and traveling during bad weather will not be encouraged. Students need to observe their district's weather announcements first.

Technical Support

If you have problems go to the IHCC web page www.indianhills.edu and scroll to the bottom of the page. Under resources select IT Help Desk. IT Help Desk can be reached at (641) 683-5333. or view this link:

www.indianhills.edu/help/index.php

Course Prerequisites

Some courses have prerequisites. For example, a student must earn credits for Introduction to Psychology before they are able to take Developmental Psychology. Prerequisites are listed on the Course Descriptions within the IHCC catalog (www.indianhills.edu/catalog).

Evaluation and Assessment

Indian Hills is completely committed to ensuring the highest quality education possible for its students. Therefore, the college has instituted policies evaluating teaching and assessing learning. Student Perceptions are conducted twice a year. These anonymous forms address instructor performance and course content and require 15 minutes in a class period to complete. It is likely that all students will be involved in such an evaluation process at least once during their tenure at Indian Hills.

All instructors in all divisions are required to participate in institutional assessments in order to improve student learning throughout the college.

Students should take assessment practices seriously. The results gleaned from them are used to maintain and improve the standards of education at IHCC.

ACADEMIC POLICIES

Appropriate Communication

Communication with faculty, staff and fellow students should be respectful and appropriate. This includes face-to-face as well as electronic communication. Students who express inappropriate or disrespectful comments to others may be disciplined. Disciplinary consequences may include removal from a course or from the college. This policy is in accordance with the Quality of Life Code stated in the Indian Hills Community College Student Handbook.

Attendance

Attendance is crucial for success!! It is important that students attend every class. Content and exchanges shared in class are important and cannot be duplicated. Extra credit is not an option for missing class sessions. If you plan to be absent, contact your instructor ahead of time-prior to missing the class.

Students should check with their instructor and the course syllabus regarding attendance policies, as instructors' policies differ. Making up work is at the discretion of the instructor, so students must know their instructor's policies. It is the student's responsibility to obtain any information and/or assignments missed during an absence. Absences do not excuse a student from course assignments or deadlines.

Absences

Excused absences include school events, doctor/dentist appointments, illness, if instructor is made aware. Other absences may be excused on a case-by-case basis. Three tardies are considered an unexcused absence. Four excused absences may be considered an unexcused absence.

Unexcused absences will result in the following:

- a. 2nd unexcused absence will result in a 1st strike.
2. 5th unexcused absence will result in a 2nd strike.
3. 6th unexcused absence will result in a 3rd strike and possible removal from class.

Cell Phones

Students are not allowed to have cell phones turned on in class unless they are given instructor's permission, are part of the student's job or in case of emergencies.

Grades

Instructors issue midterm grades at the beginning of the sixth week of a term. Instructors may give traditional letter grades or pass/fail grades for their students.

Instructors are not encouraged to discuss final grades for students, and they are prohibited from conveying grades over the telephone or via email.

If you have questions, please contact high school programs 641-683-5125.

Grading System

Students should check with their instructor and the course syllabus regarding grading policies, as instructors' policies differ.

Besides standard letter grading symbols - you may see other letters on your grade report. Letter and their meanings are:

- I = Incomplete**
- J = Grade reported next term**
- L = Credit for prior education or occupational experience**
- M = Approved high school articulation credit**
- N = Audit, no credit**
- O = Grade requital/Academic Renewal**
- P = Pass**
- R = Repeated - no credit**
- T = Credit by examination**
- V = Withdrawal to military**
- W = Withdrawal**
- X = Course repeated - no credit**

All indicated prerequisites must be successfully completed with a passing grade to satisfy course requirements.

Appeal of Final Grade

If a student wishes to appeal a final course grade, the **appeal process must be initiated within two (2) weeks following the end of the term in which the course was taught.** The student must first contact the course instructor with questions concerning the final grade. If the student is not satisfied with the outcome of the meeting with the course instructor, the Student Appeals Process outlined in the Indian Hills Community College Student Handbook available through our IHCC website.
<https://www.indianhills.edu/about/policies/index.php>

Plagiarism, Generative AI, and Cheating

Assuming ownership of another person's words or ideas is the essence of plagiarism. Plagiarizing copyrighted material is a legally punishable offense; plagiarizing unpublished material in school is a severe breach of academic principles.

Instructors are not required to produce the documents from which the student has plagiarized in order to prove plagiarism. Stylistic differences between the written work in question and works previously submitted by the student can easily be recognized by instructors and can constitute evidence of plagiarism.

Students should be aware of the various types of plagiarism:

- Buy a paper from an Internet site, another student or writer, or any other source
- Turn in any paper that someone else has written, whether it was given to you, you downloaded it from the Internet, or you copied it from any other source
- Change selected parts of an existing paper, and claim the paper as your own
- Combine the ideas from many sources and claim that they're your own thoughts
- Use general or specific ideas from a source without using full and correct documentation telling where you got the ideas

- Copy or paste into your paper any key terms, phrases, sentences or longer passages from another source without using documentation to tell precisely where the material came from
- Neglect to put quotation marks around words that you quote directly from a source, even if you document the source

Quitman Troyka, Lynn and Douglas Hesse. QA Compact. Upper Saddle River, NJ: Prentice Hall, 2007.

The use of generative AI by IHCC students is governed by the academic guidelines established for each course. Because expectations for AI integration vary by discipline and instructor, students are required to follow the specific AI usage policy provided in the syllabus for each course. Students are responsible for understanding and adhering to these expectations. If students are unsure whether AI use is allowed in an assignment or activity, they are expected to consult with their instructor prior to using any AI tools. Students must also remain aware that expectations may vary across courses and instructors and must comply accordingly. Violations of AI usage guidelines will be subject to disciplinary action as outlined in the Student Code of Conduct and Academic Misconduct policies.

Cheating in any form will not be tolerated. Cheating includes (but is not limited to) copying down some other student's answers on a test, quiz, assignment, or lab report, bringing in ready-made "cheat sheets", knowingly and willingly supplying answers to others and using someone else's words or ideas as though they were your own.

Plagiarism, Generative AI use that is not approved, and cheating are punishable in the following ways:

- 1. Automatic failure of the assignment;**
- 2. Automatic failure from the course;**
- 3. Expulsion from the college.**

Disciplinary Actions

Students are expected to behave in an appropriate manner. Behaviors that are inappropriate or interfere with other students' learning may result in disciplinary actions. Disciplinary actions may include verbal warnings, use of the three-strike policy, possible removal from the course.

Three-Strike Policy: If students display behavior issues, disrupt the learning of the other students during class or have excessive absences the following will be implemented.

- a. Strike 1 - The student and high school will be notified of the strike and the reason it was given.
- b. Strike 2 - An IHCC representative will meet with the student, a parent or guardian, and a high school representative to discuss the reasons for the two strikes.

- c. Strike 3 - The student maybe be removed from the course.

IHCC System Acceptable Use

Information Systems are provided for the use of the Indian Hills Community College students, faculty and staff in support of the programs of the college. Access to the Information Systems is a privilege that is granted by the college. This privilege comes with a responsibility to respect the rights of other users and the rights of the college. This policy is designed to guide students, faculty, and staff in the acceptable use of computer and information systems and networks provided by IHCC. Ethical and legal standards that apply to information technology resources derive directly from standards of common sense and common courtesy that apply to the use of any shared resource.

The purpose of these guidelines is to specify user responsibilities and to promote the ethical, legal, and secure use of Information Systems resources for the protection of all members of the IHCC community. The college extends membership in this community to its students and employees with the stipulation that they be good citizens, and that they contribute to creating and maintaining an open community of responsible users.

All users of IHCC's Information Systems agree to comply with the policies stated in this document, as well as any additional guidelines established by the college for each individual information system. By use of the college Information Systems, users agree to comply with these and any other college policies. Full details about guiding principles, responsibilities of users, administration, and implementation can be found in the IHCC Student Handbook.

Non-Discrimination Statement

It is the policy of Indian Hills Community College not to discriminate in its programs, activities, or employment on the basis of race, color, national origin, sex, disability, age, sexual orientation, creed, religion, and actual or potential family, parental or marital status.

If you have questions or complaints related to compliance with this policy, please contact Associate Dean, Student Development, 525 Grandview Ave, Ottumwa, IA 52501, (641) 683-5155, equity@indianhills.edu (students, faculty and staff); Executive Dean, Centerville Campus and Academic Services, (641) 683-5181, disabilityservices@indianhills.edu (students with disabilities); or the Director of the Office for Civil Rights U.S. Department of Education, Cesar E. Chavez Memorial Building, 1244 Speer Boulevard, Suite 310, Denver, CO 80204-35821, Telephone: (303) 844-5695, FAX: (303) 844-4303, TDD: 800-877-8339, Email:ocr.denver@ed.gov.

CAMPUS SERVICES

Campus Store

Textbooks, materials, supplies, clothing, and other items are available for purchase at the bookstore located in the Warrior Commons, 7:30 A.M. - 4:30 P.M. Monday-Thursday.

Food Services

Several food options are available.

Indian Hills Diner (Main Building)

The Hills Café (Main Building)

Airport Café (North Campus)

Hy-Vee Dining Hall (Centerville Campus)

Grievances and Appeals Procedures

1. A student shall first try to resolve his/her difference with the person against whom he/she has a complaint.
2. If the difference is not resolved, the student shall take his/her concern to the coordinator or instructor of the appropriate course.
3. If this does not resolve the problem, the student shall meet with the appropriate dean. In the event the situation involves a violation of the standards of student conduct as outlined in the Policy for Student Conduct Suspension and Dismissal in the program student handbook, a written statement shall be prepared notifying the student of the alleged violation and intended action.
4. If the problem is not resolved, the student shall have three (3) days to request a hearing with the Dean of Students. The Dean of Students will hold a hearing within three (3) days of the request and receive all evidence by listening to the testimony of the student and other relevant witnesses and considering any relevant documents. Within two (2) days of the hearing, the Dean of Students will issue a decision.

Credit Exchange

The Credit Exchange Policy is intended to assist students who are in jeopardy of failing a course. Credit Exchange is an opportunity to exchange courses in order to improve the skills that are necessary to successfully complete transfer or technical credit classes. For more information contact the Success Center (641) 683-5238.

ID's

Student ID cards are available at Bennett Student Services. You must be registered and show a photo ID in order to obtain an ID card.

Services for Students with Disabilities and Individualized Education Plans (IEPS)

Students with IEPS or 504 plans should work with their school and IHCC Disability Services on their college disability plan. Individuals with disabilities who require accommodations or special services have access to assistance through the IHCC Success Center. Services are available to students who may need classroom accommodations, interpreters, and/or specialized equipment.

Students enrolling in credit programs who are requesting accommodations must document their disability by providing a written statement signed by a school counselor, physician, psychologist, or other health care professional. Statements must include; (a) a description of the disability, (b) a statement of how the disability prohibits one or more major life activities and is barrier to the student's full participation in the program, and (c) a description of the specific accommodations to be provided. (Requested accommodations must be related to the individual's specific disability). All requests for accommodations should be made prior to enrollment.

Students taking college classes through IHCC should make their requests for accommodations at the time they are completing their high school programs enrollment form. All student requests are dealt with in a confidential manner.

Testing

High school students are advised to take the Accuplacer test or submit ACT scores to the Testing Center prior to admission into specific programs. The Accuplacer is available at the Testing Centers located on the Ottumwa and Centerville campuses and at the IHCC County Service Center. ACT or SAT scores may be mailed to IHCC Testing Center.

The IHCC Testing Centers offer a variety of tests to measure individuals' aptitudes, abilities, and interests. Testing services are available to current students and to the general public. IHCC Testing Centers also provide licensure and certification testing for professionals and skilled trades. Career Assessment workshops are available to help students select a career or choose/change a college major. Testing Services include college entrance tests (ACT and Accuplacer), CLEP (College Level Examination Program), and graduate school admission tests. New full-time students are required to take the Accuplacer test or provide written transcripts of ACT or SAT scores. The Accuplacer assesses reading, writing and math skills. Accuplacer, ACT and SAT scores are used for academic advising and to determine admission to Health Occupations or other college programs. Testing for professional or occupational certification is available through the following companies: Pearson/Vue, Lasergrade/PSI, Castleworld and Comira. Other tests available include: chemical testing, computer certification tests, dental testing, certified nursing assistants, surgical technician testing, etc. Other tests are available upon

request. Accuplacer and General Equivalency Exam tests are available at both IHCC Testing Centers and at IHCC County Service Centers. For a complete schedule of all IHCC testing services in the area, please call (800) 726-2585, ext. 5142 or email to: testing@indianhills.edu In Centerville, please call (800) 670-3641, ext. 2214.

Library

Libraries are located on the Ottumwa and Centerville campuses. Each library offers comprehensive services and collections to support the informational needs of students, staff and community patrons. The college ID card serves as a library card, and must be presented to check out materials. Items are circulated for three weeks. Fines are charged for overdue materials.

Information is just a click away at <http://www.indianhills.edu/libraries/index.html>. You'll find the library link at the bottom of the college home page. Explore the library's web page for information on library locations, hours, policies, and research tips, and to gain access to thousands of books, CDs, DVDs, video tapes, audio books, e-books and videos, and full-text magazines, journals and newspapers through the library's databases. Online resources are available 24/7, providing staff and students with access to library materials any time or place.

- Use the card catalog to find books, videos, CDs, DVDs, e-books, audio books and videos.
- Use the database link to find full-text articles on thousands of topics. Database passwords are available through the myHILLS account under the My Services tab.

Visit the library for reference, interlibrary loan, and photocopy service, research assistance, access to computers, wireless internet access, individual and group study space, and instruction on how to use library resources. To speak to a librarian, call (800) 726-2585 ext. 5199 or (641) 683-5199 (Ottumwa) or (800) 670-3631 ext. 2237 (Centerville). Assistance is also available at library@indianhills.edu and through the virtual reference desk, "Chat with a Librarian" instant messaging. This service is accessed from the library's web page during regular library hours.

Study Tips for Academic Success

» **Attend Every Class**

- You cannot learn if you are not there.

» **Know Each of Your Instructors**

- Contact your instructors when you have questions.
- Let your instructors know that you are interested in doing your best in class and ask for their advice on how to improve.

» **Manage Your Time**

- Use a daily "To Do" list to accomplish tasks each day.
- Establish and follow a weekly schedule to ensure time for class studying and recreation.
- Develop a 12 week term calendar to track test dates, assignments, and work and family commitments.

» **Make a Friend in Each Class**

- This person can be your study partner and someone with whom to compare class notes.

» **Be an Active Participant in Class**

- Develop good listening skills.
- Sit in the front of the classroom.
- Maintain eye contact with the instructor.
- Ask questions related to the topic of the class when appropriate.

» **Develop Note Taking Skills**

- Have a notebook or a section of a 3-ring binder for each class.
- Take notes every class day.
- Review and revise your notes within 24 hours of the class. Research indicates that you will forget 80% of a lecture within 24 hours. To remember information you must take notes and review/complete them within 24 hours. The more you review, the more you remember. To improve your memory over several weeks (to prepare for a test), you need to review your notes regularly.
- Be aware of clues from your instructor about what is important to include in your notes:
 - a. Information repeated by the instructor;
 - b. Information written on the overhead, the whiteboard, class handouts, and/or PowerPoint presentations
 - c. Information followed by a pause (time to write it down);
 - d. Information delivered with emphasis.
- Date and give a title or topic to each day's set of notes.
- Leave blanks in your notes when you miss information. After class ask the instructor or your study partner about what you missed.

- Develop a note taking system (such as the outline form) that allows you to use space as visual clues as to the importance of information and how information relates to other information.
- Review your notes on a regular schedule (daily or twice each week).
- Review your notes.
- Review, review, review

» **Developing Test Taking Skills**

- Have a regular study schedule. Don't wait until the last minute to study. Research shows that most students tend to remember the information they study first or last in a study session. Therefore, several shorter study sessions of 45-60 minutes are more effective for learning than one long 3-4 hour session.
- Begin preparing for your first test on the first day of class by taking and reviewing notes.
- Write questions over your notes so you can quiz yourself about the information.
- Be prepared for tests, build your confidence and reduce your test anxiety.
- Ask your instructor what will be covered on the test so you will know what material to study.
- Have a plan for test taking:
 - a. Read and understand all the directions
 - b. Review the entire test to see if some items are worth more points than others
 - c. Plan your test time so that you do not leave any item unanswered
 - d. Answer all the easy questions first
 - e. Go through the test a second time to answer more difficult questions
 - f. If you just do not know the answer, guess if there is no penalty
- Focus on your test taking and do not be distracted by movement in the room, especially the movement of students leaving early.
- Realize that tests in college may seem more difficult because they focus more on applying and synthesizing information and less on rote memory or recognition.
- Take all the time allowed for a test. If your mind goes blank, sit quietly, use relaxation techniques to calm yourself and read through the test again.

- Review your old tests to see which questions you missed and why you missed them.

After Graduating from High School

Getting Started on your Future: Steps to Success

1. Apply now! www.indianhills.edu/admissions
2. Campus Visit-You can tour campus, ask questions, and see campus housing.
3. Placement Exams-Take ACCUPLACER Test or submit your ACT scores. Math scores are valid for two years; reading and writing scores remain valid for three years.

Call Testing Center: (641) 683-5756, Ottumwa Campus

Call Testing Center: (641) 856-1243, Centerville Campus

4. Financial Aid & Scholarships
Apply for financial aid & scholarships
IHCC FAFSA School Code: 008298
Apply for your pin number: www.pin.ed.gov
 - Apply for financial aid: www.fafsa.gov
 - www.indianhills.edu/scholarshipapp
 - www.iowacollegeaid.gov
 - www.icansucceed.org
 - onestop@indianhills.edu

There are priority deadlines for FAFSA filing for each Iowa college and university so pay attention to all filing deadlines.

Keys to Getting Scholarships

- Apply early
 - Compile a personal inventory of your academic, extracurricular and service learning/volunteer hours
 - Follow application directions precisely; Do Not Miss Deadlines!
 - Line up letters of recommendation early
 - Do a thorough, thoughtful job on all required essays
5. Sign up for classes
 6. Get your Student ID at Bennett Student Services
 7. Attend Student Orientation
 8. Buy your books
 9. Ask questions

Benefits as an IHCC Student

All regular season activities are free to students producing a current student identification card. Activity announcements are posted throughout campus on the bulletin boards, on the Grapevine (the campus communication system), on the website calendar and through student e-mails.

Facilities are available at the Ottumwa and Centerville campuses that serve as recreational areas for students and staff members and as sites for many instructional programs. The Hellyer Student Life Center and the Tom Arnold Net Center in Ottumwa and the Multi-Purpose Building in Centerville host athletic events and intramural sports, as well as health and recreation classes. Individuals are to observe all rules and regulations in the use of equipment and facilities.

Student Clubs and Organizations

High School students may participate in many of the student clubs and organizations on campus. Click on the link to see current options. <https://www.indianhills.edu/life/studentlife/studentclubs.php>

ACADEMIC RECORD

Scholarship Opportunity

High School Programs scholarship is available to Indian Hills Community College concurrently enrolled high school students who wish to continue their academic studies with IHCC. This is a one-time, non-renewable, non-transferable scholarship. Other Foundation scholarships and club scholarships can be awarded to students in conjunction with the High School Programs scholarship. The IHCC Foundation Scholarship Application must be filled out to earn any of these scholarships, it can be found on our website: www.indianhills.edu.

Qualifications for the High School Programs Scholarship:

- Students must be a new graduate from a high school and make IHCC their first choice to complete their degree.
- An overall minimum GPA of 2.0 in IHCC concurrent enrollment courses
- Maintain 2.0 cumulative GPA while enrolled with IHCC
- Students must complete the foundation application for scholarship and mark that they have taken classes at IHCC while in high school (Concurrent enrollment).
- *Candidates are also encouraged to complete the FAFSA, however, are not required to do so.*

Transfer

Students wishing to transfer credits earned at Indian Hills to other colleges will need to speak with an Academic Advisor as soon as they decide where they want to transfer. The Academic Advisor can give those students beneficial, general advice about transferring credits; however, it is the responsibility of the students to contact the college to which they transfer and find out how their IHCC credit will be accepted by that institution. Many colleges and universities have course equivalency guides on their website indicating how individual IHCC courses transfer to their college. If the student plans to attend one of the Regent institutions, they can visit www.transferiniowa.org as a comprehensive resource for transfer information.

University of Iowa 2 Plus 2 Guaranteed Graduation Plan - Planning ahead can save transfer students valuable time and money. Iowa's 2 Plus 2 Guaranteed Graduation Plan is designed to help Iowa community college students in select majors can use the 2 Plus 2 plan to supplement their AA degree with a bachelor's degree from The University of Iowa after just two additional years of study. www.uiowa.edu/2plus2

The Admissions Partnership Program is a partnership between participating community colleges and Iowa State University designed to provide an advantage to current and future students from those colleges who are planning to earn a bachelor's degree at Iowa State. Program participants plan for a successful transfer to Iowa State University through advising activities, social and cultural opportunities, and satisfying academic requirements. www.admissions.iastate.edu/partnership

Reverse Transfer

If you have earned credits from IHCC while in high school, but not a degree and decide to go directly to a 4 year institution, you can elect to participate in reverse transfer. This option gives you the opportunity to transfer back in credits from the 4 year institution to help complete a degree with IHCC. Contact an Academic Advisor for the benefits of this service &/or for more information.

Graduation Requirements

Graduation will be certified by the issuance of a degree or diploma. Satisfactory Completion includes complying with all program requirements, as well as the following:

1. The student must achieve at least a 2.00 cumulative grade point average;
2. A minimum of 16 semester hours in an associate degree program must be earned at Indian Hills (a minimum of 12 semester hours, or one term, in a diploma program must be taken at Indian Hills);
3. The student must have made arrangements for meeting all financial obligations to the college;

4. Students must complete the "Graduation Application" in the Warrior Information Network (WIN).

Ceremonies are held in the Spring term for both Ottumwa and Centerville Campuses.

Ordering Transcripts

Indian Hills Community College has authorized the National Student Clearinghouse to provide transcript ordering via the Web. You can order transcripts using any major credit card. Your card will only be charged after your order has been completed. To order an official transcript(s), please link to the Clearinghouse website at www.getmytranscript.org

- The site will walk you through placing your order, including delivery options and fees. You can order as many transcripts as you like in a single session. A processing fee of \$5.00 will be charged per recipient.
- Order updates will be emailed to you.
- You can also track your order online.

For issues, email: registrar@indianhills.edu
Phone: (641) 683-5151 or (800) 726-2585, ext. 5151
Fax: (641) 683-5741

Book Distribution

Discovery Academy (On Campus)

Students pick up loaned textbooks at the High School Programs office on IHCC Ottumwa Campus, Rosenman Bldg., Room 119. Books can be picked up between 7:30 a.m. and 4:30 p.m., Monday-Thursday. Exceptions are Welding (receive books in class) and Auto Tech (no books required).

Discovery Academy (Online & LVL/Zoom)

Loaned textbooks are brought to the high school counselors each before term by High School Programs. We try to have books to counselors by the first day of class, but late registrations may receive books after the term starts.

All Other Academies

(AACA, CAWA, FACA, KCCA, MCCA, MCWA, RACA)

Loaned books will be distributed by instructors at academy.

Non-Academy A&S (On Campus, Online, LVL/Zoom)

The high school purchases and provides books to students. High schools should order their textbooks directly from the bookstore by contacting Jon.Schrage@indianhills.edu or MaryKay.Sebolt@indianhills.edu

Non-Academy CTE (On Campus, Online, LVL/Zoom)

Books are on loan from High School Programs. On campus students should pick books up from the High School Programs office on IHCC Ottumwa Campus, Rosenman Bldg., Room 119. Books can be picked up between 7:30 a.m. and 4:30 p.m., Monday-Thursday.

Online and LVL/Zoom books are brought to the high school counselors each before term by High School Programs. We try to have books to counselors by the first day of class, but late registrations may receive books after the term starts.

eBooks

Many courses use eBooks. If your class does, you will be provided information.

Book Return

Discovery Academy (On Campus)

Students should return their books to the High School Programs office on IHCC Ottumwa Campus, Rosenman Bldg., Room 119 (same place they picked them up). Books can be returned between 7:30 a.m. and 4:30 p.m., Monday – Thursday. Students should return the previous term's books at the same time they pick up the new term's books. If this policy is followed, high schools will not need to deal with these books at all. Please do not instruct your on campus Discovery Academy students to return books to the counselor's office at the high school, the IHCC bookstore, or to their instructor at the college.

Discovery Academy (Online & LVL/Zoom)

Students should return books to their counselor or CCTC, who will return books to IHCC High School Programs. See the offered options for returning books listed below.

All Other Academies

(AACA, CAWA, FACA, KCCA, MCCA, MCWA, RACA)

Students from any of the listed academies should return books to their academy instructors. If this policy is followed, high schools will not need to deal with these books at all.

Non-Academy CTE (On Campus, Online, LVL/Zoom)

On campus students should return their books to the High School Programs office on IHCC Ottumwa Campus, Rosenman Bldg., Room 119 when the term is complete. Books can be returned between 7:30 a.m. and 4:30 p.m., Monday – Thursday.

Online and LVL/Zoom students should return their books to the high school counselor or CCTC who will return books back High School Programs. See the offered options for returning books listed below.

Options/Locations for Returning Books

- Ottumwa Main Campus – Rosenman Bldg, High School Programs Office, Rosenman Bldg., Room 119, 7:30 a.m. - 4:30 p.m., Monday-Thursday.
- Centerville Campus Library
8 am. - 4 p.m., Monday-Thursday.
- Any of the following academy locations –
CVCA Chariton, 8 - 11 a.m., Monday-Thursday.
FACA Fairfield, KCCA Sigourney, MCCA Oskaloosa, RACA Centerville, 8 a.m. - 3 p.m., Monday-Thursday.

- Monroe County Service Center, 322 C Ave. East, Albia, IA 52531, 8 a.m. to 4 p.m., Monday-Thursday.
- You can also return books by giving them to any High School Programs staff or CCTC staff.

APPENDIX

College Transfer: Questions and Answers

1. When should I begin planning my transfer to a four year college?

It is never too early to begin your transfer planning. If you know which college or colleges you are seriously considering, discuss your plans with an academic advisor. The counselor will know if the schools you are considering have any requirements you need to complete here at IHCC. The choice of your college major also affects transfer requirements, so you should not only have early contact with the school, but also with your major's department. Two early admission programs are also available. University of Iowa 2 Plus 2 Guaranteed Graduation Plan - planning ahead can save transfer students valuable time and money. Iowa's 2 Plus 2 Guaranteed Graduation Plan is designed to help.

Iowa community college students in select majors can use the 2 Plus 2 Plan to supplement their AA degree with a bachelor's degree from The University of Iowa after just two additional years of study. The Admissions Partnership Program is a partnership between participating community colleges and Iowa State University designed to provide an advantage to current and future students from those colleges who are planning to earn a bachelor's degree at Iowa State. Program participants plan for a successful transfer to Iowa State University through advising activities, social and cultural opportunities, and satisfying academic requirements.

2. Where can I find information about transferring?

www.transferiniowa.org - This web site provides transfer information for University of Iowa, Iowa State and University of Northern Iowa

3. Don't all colleges require the same thing?

No. Some have specific requirements that you can meet here as you complete your AA degree. For example, some colleges require a foreign language to graduate with a four-year degree. You may take Spanish or French here at IHCC, which would count toward your AA graduation requirements and also fulfill the requirement of the four-year college you plan to attend later. IHCC academic advisors will help you plan your courses here to your best educational and financial advantage.

4. Does IHCC have a transfer agreement with my transfer institution?

IHCC has transfer/articulation agreements (which outline how courses will be accepted) with several institutions. The IHCC catalog gives an overview of the participating colleges under the subject heading "Articulation Agreements." Talk to an academic advisor for more detailed information.

5. If I change my mind later about which college I want to attend, won't I have wasted a lot of time and taken classes I don't need?

No. The academic advisor will always advise you to take classes that count toward meeting your IHCC graduation requirements. Many people attend colleges different from their original choices. If you begin looking at several colleges in your first year at IHCC and remain flexible, you'll be less likely to have transfer problems.

6. Does it make a difference if I transfer without my Associate of Arts degree? Wouldn't just having the 61 hours be the same?

Some colleges will honor your AA degree as meeting their general education requirements. In other words, you will have met their first two-year requirements. If the college you will be attending has this policy, it will be to your advantage to finish your degree even if you must stay a little longer. If you do not complete all the degree requirements, your transcript will be evaluated on a course-by-course basis. Some classes may not be accepted by the college as fulfilling its requirements. You may have to take first- or second- year classes at your new school. This will be an additional expense and could delay the completion of your college program. Other colleges will always evaluate each course separately even when you do have your degree. For these schools, early contact will help you select classes here at IHCC that will transfer to these institutions

7. When should I apply to a four-year school?

Each school has its own admissions deadline. You need to contact an admissions counselor at the college you will transfer to for that specific information. In general, the earlier you make contact with the college, the better. It is a good idea to contact the admissions office six to nine months BEFORE you expect to start classes.

8. Why contact them so early?

As stated above, each college has its own deadlines for admission. In addition, there are individual deadlines for scholarship applications, loans, grants and other areas of financial assistance, and even class registration. Contacting schools early also will aid in selecting electives that will be accepted by the transfer college as stated in question/answer four.

9. What records will my prospective college need to complete transfer of credits?

Institutions usually require official transcripts of all college, university, and high school course work. Transcript requests should be made in writing and should include your signature. Many institutions have transcript request forms to simplify the process. Call or visit the admissions office of your previous institution to find out what specific information is required.

10. How do I obtain an official IHCC transcript?

Go to the Registrar's office (in the Bennett Student Services Building on the Ottumwa Campus); complete a "Request for Transcript" form. Your official transcripts will be mailed directly to your transfer institution after grades and/or degrees are posted (usually 30 days after the end of the term).

11. Will I still be eligible for a Pell Grant at my new college?

Yes. The Federal Pell Grant is a student aid program that assists undergraduate students. Just as you applied for a Pell Grant here, you will have to apply for a Pell Grant at your new college by completing a FAFSA (Free Application for Federal Student Aid). Contact the new school to obtain any other forms you might need.

12. Private colleges are so expensive. How does anyone afford to go to them?

Private colleges such as William Penn and Buena Vista, often offer grants and scholarships that, along with the Iowa Tuition Grant, can sometimes reduce the costs to the same level as that of public colleges. You should talk with a college representative to check on levels of financial assistance before you eliminate any school you want to attend.

13. What is the Iowa Tuition Grant? I must not be eligible for this grant because I didn't get it here at IHCC.

The Iowa Tuition Grant is only available to students who attend private Iowa colleges. It is funded by the state of Iowa and is available to students based on financial need just like the Pell Grant. In fact, you use the same financial assistance form for the ITG as you do for the Pell Grant. The ITGs are awarded only ONCE a year. The deadline is usually in the early spring. If you miss the deadline, you must wait until the next year to apply for this grant. If you are considering going to a private four-year school in Iowa, you will definitely want to apply for this grant.

**CONTACT INFORMATION
HIGH SCHOOL PROGRAMS
(2025-2026)**

Becky Zesiger, Director

(641) 683-5277 | becky.zesiger@indianhills.edu

Donna Keesling, Coordinator

(641) 683-5202 | donna.keesling@indianhills.edu

Molly Hale, Administrative Assistant

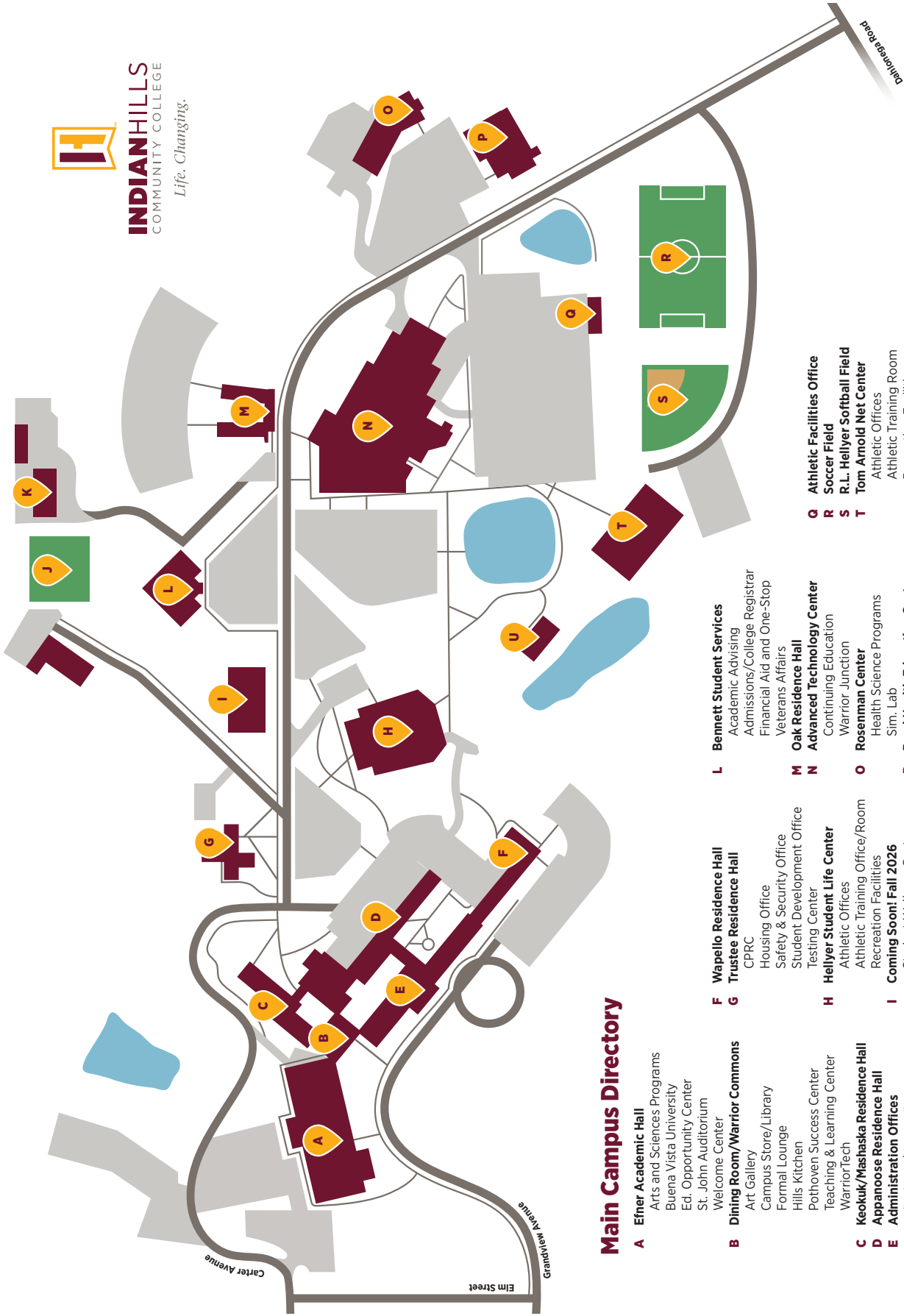
(641) 683-5247 | molly.hale@indianhills.edu

Winter Peck, Administrative Assistant

(641) 683-5125 | winter.peck@indianhills.edu

Chandra Clark, Pre-Employment Transition Coordinator

(641) 683-5239 | chandra.clark@indianhills.edu



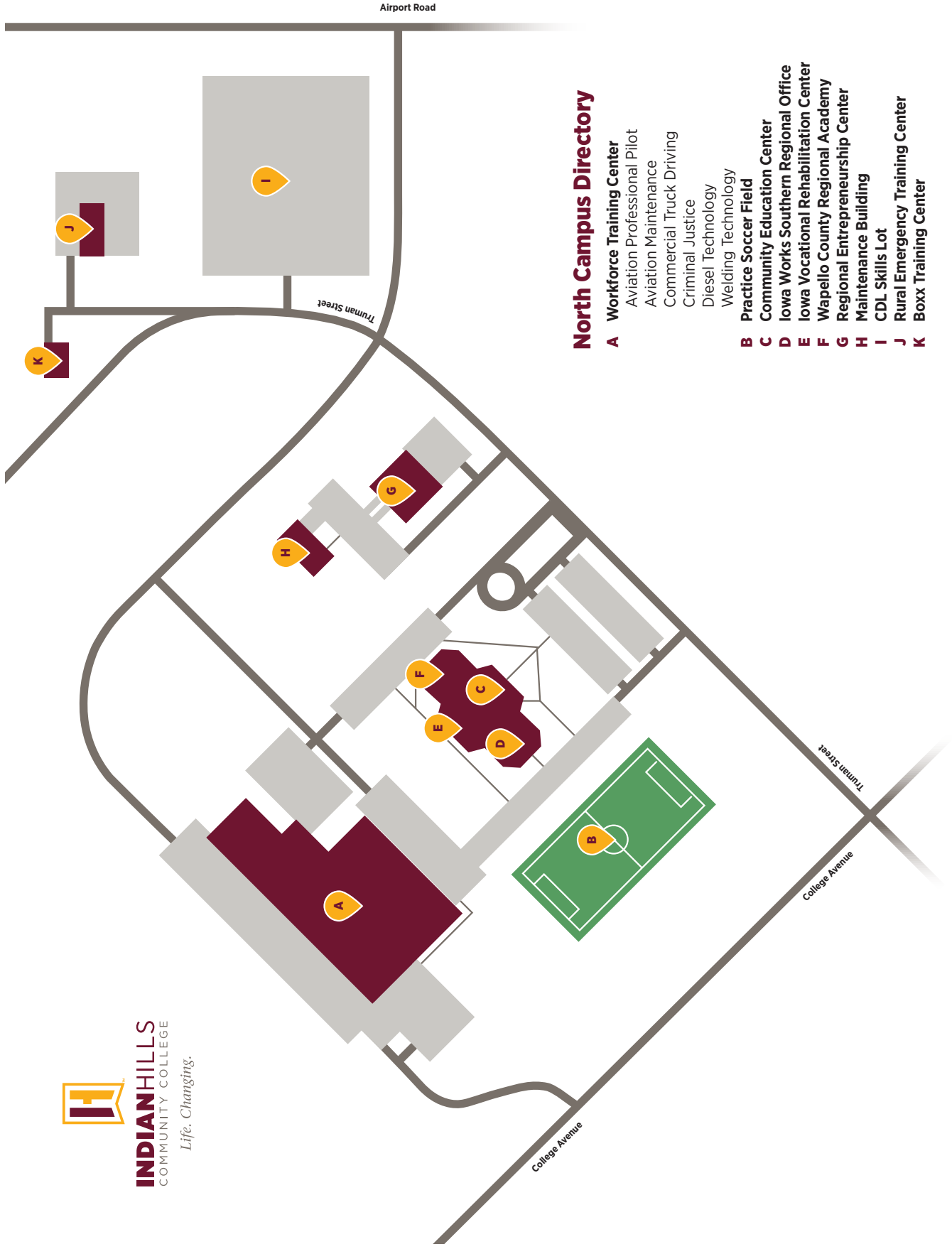
Main Campus Directory

- A Efner Academic Hall**
Arts and Sciences Programs
Buena Vista University
Ed. Opportunity Center
St. John Auditorium
Welcome Center
- B Dining Room/Warrior Commons**
Art Gallery
Campus Store/Library
Formal Lounge
Hills Kitchen
Pothoven Success Center
Teaching & Learning Center
WarriorTech
- C Keokuk/Mashaska Residence Hall**
- D Appanoose Residence Hall**
- E Administration Offices**
Business/Human Resources
Foundation/Advancement
Information Technology

- F Wapello Residence Hall**
- G Trustee Residence Hall**
CPRC
Housing Office
Safety & Security Office
Student Development Office
Testing Center
- H Hellyer Student Life Center**
Athletic Offices
Athletic Training Office/Room
Recreation Facilities
- I Coming Soon! Fall 2026**
- J Cemetery**
- K Maintenance Building**

- L Bennett Student Services**
Academic Advising
Admissions/College Registrar
Financial Aid and One-Stop
Veterans Affairs
- M Oak Residence Hall**
- N Advanced Technology Center**
Continuing Education
Warrior Junction
- O Rosenman Center**
Health Science Programs
Sim. Lab
- P Rural Health Education Center**
Dental Clinic
Health Science Programs

- Q Athletic Facilities Office**
- R Soccer Field**
- S R.L. Hellyer Softball Field**
- T Tom Arnold Net Center**
Athletic Offices
Athletic Training Room
Recreation Facilities
Weight Room
- U Marge Dodd Stage**



North Campus Directory

- A Workforce Training Center**
Aviation Professional Pilot
Aviation Maintenance
Commercial Truck Driving
Criminal Justice
Diesel Technology
Welding Technology
- B Practice Soccer Field**
- C Community Education Center**
- D Iowa Works Southern Regional Office**
- E Iowa Vocational Rehabilitation Center**
- F Wapello County Regional Academy**
- G Regional Entrepreneurship Center**
- H Maintenance Building**
- I CDL Skills Lot**
- J Rural Emergency Training Center**
- K Boxx Training Center**

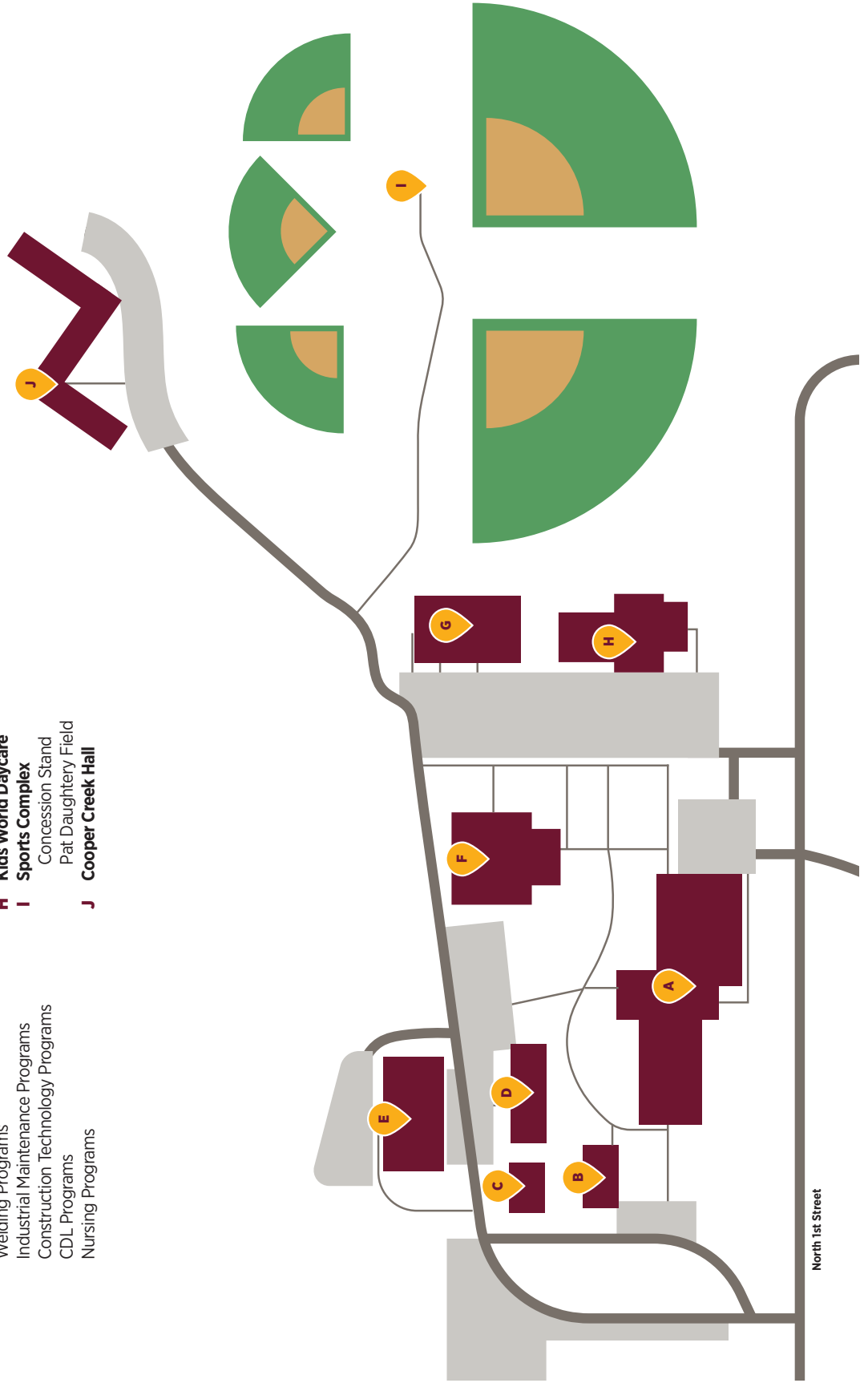
Centerville Campus Directory

A Irma Winslow Education Center

- Administration offices
- Bookstore/Library
- Arts & Sciences Programs
- Ag Sciences Programs
- Dining Hall
- Welding Programs
- Industrial Maintenance Programs
- Construction Technology Programs
- CDL Programs
- Nursing Programs

B The Barn

- Maintenance Building
- Greenhouse
- Traxler Hall
- Multi-Purpose Building
- Wrestling Building
- Kids World Daycare
- Sports Complex
 - Concession Stand
 - Pat Daugherty Field
- Cooper Creek Hall





INDIANHILLS
COMMUNITY COLLEGE

Life. Changing.

Main Campus

525 Grandview Avenue
Ottumwa, Iowa 52501
(641) 683-5111 (800) 726-2585

Centerville Campus

721 North First Street
Centerville, Iowa 52544
(641) 856-2143 (800) 670-3641

www.indianhills.edu